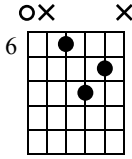


# WEIGHT OF A WHISPER

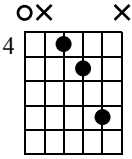
RICKY MOLINA

WORDS & MUSIC BY RICHARD WIEGAND

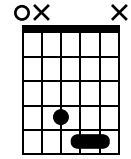
EM9(NOS)



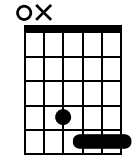
C(b5)/E



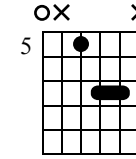
C(b5)/E



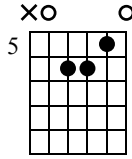
F#°/E



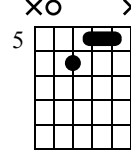
EM9(NOS)



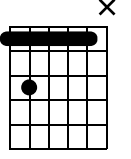
AM9



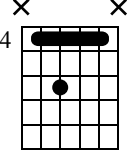
AM(M9)



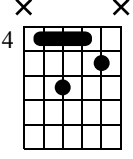
G#M7



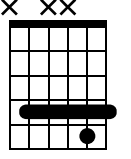
AbM/C#



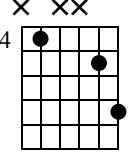
E/C#



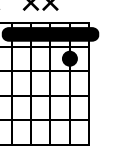
C#M



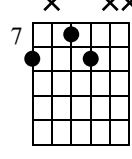
C#M7



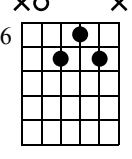
F#M



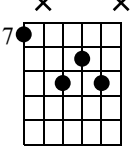
ADIM/C



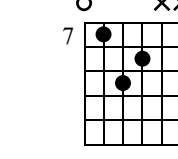
F#M/A



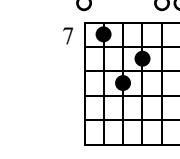
G#M/B



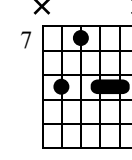
BA0011(NOS)/E



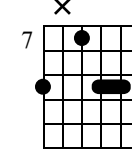
BA0011(NOS)/E



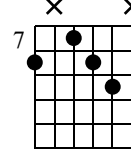
F#M9(NOS)



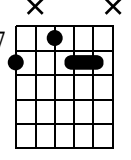
AM9/C#



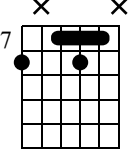
CM6(#5)



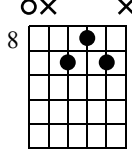
CM6



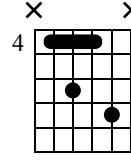
COIM7



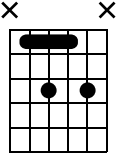
EM9



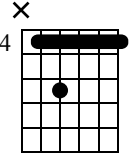
C#7sus4



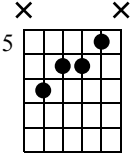
C#7



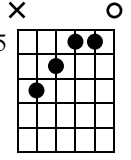
AbM/C#



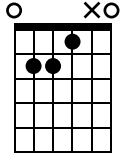
C#M/E



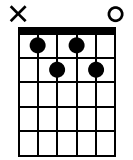
EAUG



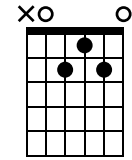
E



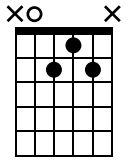
A#°



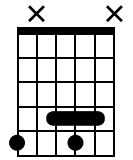
AM9



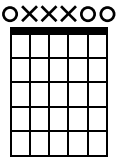
AM9



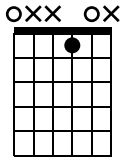
COIM/A



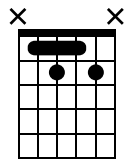
E5



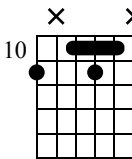
E



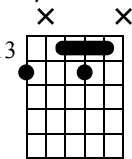
A#°



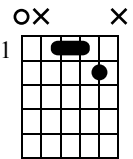
D#DIM7



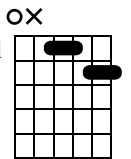
GbDIM7



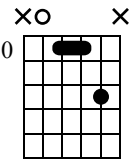
Bsus2/E



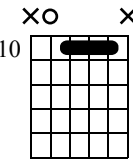
Bsus2/E



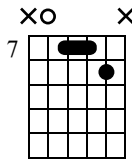
F#11/A



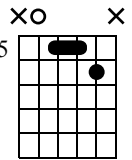
F/A



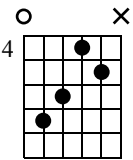
A7sus4



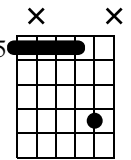
AM7(#5)



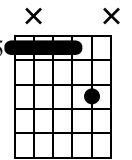
E



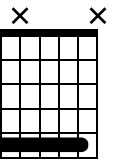
AM7



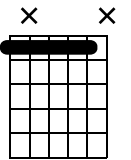
AM7A0013



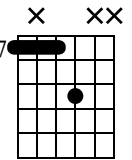
C/A



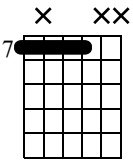
D/B



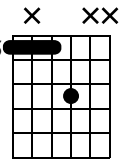
B7sus4



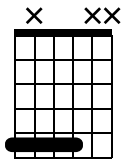
BM7



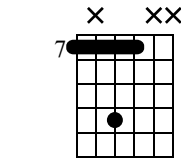
A7sus4



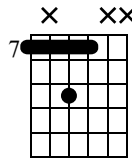
AM7



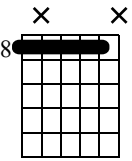
CM9sus2/B



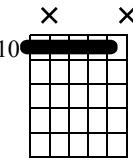
BM(NOS)



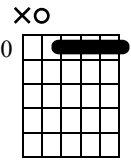
CM7



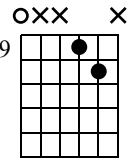
F/D



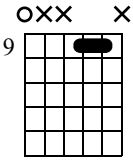
F6/A



A5/E



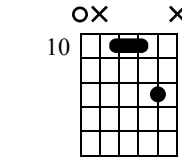
E(NOS)



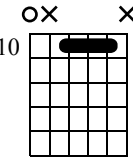
E5



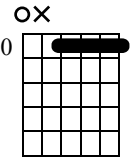
CM9sus4/E



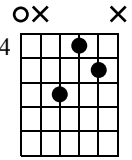
F/E



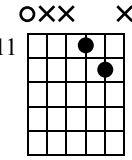
F6/E



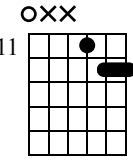
E



Esus2



Esus2



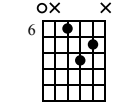
STANDARD TUNING

♩ = 120

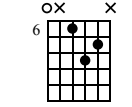
(♩ = ♪♩)

A INTRO

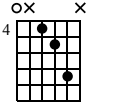
EM9(NOS)



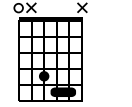
EM9(NOS)



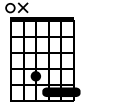
C(b5)/E



C(b5)/E



F#°/E



Musical notation for the introduction, showing guitar tablature (TAB) and standard notation (treble clef) for the first four measures. The key signature is three sharps (F#, C#, G#) and the time signature is common time (C). Measure 1: EM9(NOS) chord. Measure 2: EM9(NOS) chord. Measure 3: C(b5)/E chord. Measure 4: C(b5)/E and F#°/E chords.

8 VERSES

E MA7(9)(NO5)

E MA7(9)(NO5)

E M9(9)(NO5)

E M9(9)(NO5)

Musical notation for measures 5-8. Each measure includes a guitar chord diagram and a bass line. Measure 5: E MA7(9)(NO5) guitar diagram, bass line 5-7-8-0. Measure 6: E MA7(9)(NO5) guitar diagram, bass line 6-7-8-0. Measure 7: E M9(9)(NO5) guitar diagram, bass line 7-7-5-0. Measure 8: E M9(9)(NO5) guitar diagram, bass line 8-7-5-0.

A MA7

A MA7

A M(MA7)

A M(MA7)

Musical notation for measures 9-12. Each measure includes a guitar chord diagram and a bass line. Measure 9: A MA7 guitar diagram, bass line 9-0-5-0. Measure 10: A MA7 guitar diagram, bass line 10-5-6-0. Measure 11: A M(MA7) guitar diagram, bass line 11-5-5-0. Measure 12: A M(MA7) guitar diagram, bass line 12-5-6-0.

Emphasize downbeats

G#M7

A bM/C# E/C#

C#M

C#M7

F#M

A DIM/C

Musical notation for measures 13-16. Measure 13: G#M7 guitar diagram, bass line 4-4-4-4. Measure 14: A bM/C# and E/C# guitar diagrams, bass line 4-4-5-4. Measure 15: C#M and C#M7 guitar diagrams, bass line 4-5-7-5. Measure 16: F#M and A DIM/C guitar diagrams, bass line 9-10-9-8.

F#M/A

G#M/B

B A O D 11(N O 5)/E

B A O D 11(N O 5)/E

Musical notation for measures 17-20. Measure 17: F#M/A guitar diagram, bass line 7-6-7-0. Measure 18: G#M/B guitar diagram, bass line 9-9-9-7. Measure 19: B A O D 11(N O 5)/E guitar diagram, bass line 8-9-7-0. Measure 20: B A O D 11(N O 5)/E guitar diagram, bass line 0-0-8-7.

9 BREAK

F#M9(9)(NO5)

A MA7/C#

F#M9(9)(NO5)

A MA7/C#

C#M6(#5)

C#M6

C#M7

Musical notation for measures 21-24. Measure 21: F#M9(9)(NO5) guitar diagram, bass line 9-9-7-9. Measure 22: A MA7/C# guitar diagram, bass line 9-9-7-9. Measure 23: C#M6(#5) guitar diagram, bass line 9-8-8-8. Measure 24: C#M6 and C#M7 guitar diagrams, bass line 8-8-7-8.

B A O D 11(N O 5)/E

E MA7

C#7sus4

C#7

C#7sus4

A bM/C#

Musical notation for measures 25-28. Measure 25: B A O D 11(N O 5)/E guitar diagram, bass line 8-9-7-0. Measure 26: E MA7 guitar diagram, bass line 9-9-9-0. Measure 27: C#7sus4 guitar diagram, bass line 7-4-6-4. Measure 28: C#7 and C#7sus4 guitar diagrams, bass line 6-4-6-4.

A MA7

C#M/E

A M(MA7)

E AUG

Musical notation for measures 29-32. Measure 29: A MA7 guitar diagram, bass line 5-5-6-0. Measure 30: C#M/E guitar diagram, bass line 5-6-6-7. Measure 31: A M(MA7) guitar diagram, bass line 5-5-6-0. Measure 32: E AUG guitar diagram, bass line 5-0-5-7.

**CHORUS**

**E** **A#<sup>b</sup>** **AM7** **AM7** **COIM/A** **COIM/A** **COIM7** **COIM7**

33 34 35 36

0 1 2 2 0 | 2 1 2 1 | 2 1 2 0 | 2 1 2 0 | 4 5 4 5 | 4 5 4 5 | 7 8 7 8 | 7 8 7 8

**E5** **E** **A#<sup>b</sup>** **AM7** **AM7** **COIM/A** **COIM/A** **COIM7** **COIM7**

37 38 39 40

0 0 | 0 1 | 2 1 2 1 | 2 1 2 0 | 4 5 4 5 | 4 5 4 5 | 7 8 7 8 | 7 8 7 8

**POST CHORUS**

**D#DIM7** **D#DIM7** **GbdIM7** **GbdIM7** **Bsus2/E** **Bsus2/E** **F(#11)/A** **F/A**

41 42 43 44

10 11 10 | 10 11 10 | 13 14 13 | 13 14 13 | 12 11 10 | 12 11 10 | 12 10 10 | 10 10 0

**A7sus4** **AM7(#5)** **E** **E** **AM7** **AM7ADD13** **C/A**

45 46 47 48

8 7 7 0 | 6 0 6 0 | 5 4 6 7 0 | 5 4 6 7 0 | 5 8 5 8 | 5 7 5 5 | 5 5 5

**D/B** **B7sus4** **Bm7** **C/A** **A7sus4** **AM7** **Bm7** **CM7sus2/BM(NOS)** **CM7**

49 50 51 52

7 7 7 | 9 7 7 | 7 7 7 | 5 5 5 | 5 5 5 | 7 7 7 | 7 10 9 | 8 8 8 | 8 8 8 | 8 8 8

**OUTRO**

**F/D** **Bsus2/E** **Bsus2/E** **F(#11)/A** **F(#11)/A** **F/A** **F/A**

53 54 55 56

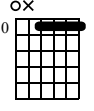
10 10 10 | 10 10 10 | 12 12 11 11 | 12 11 11 | 12 10 10 | 12 10 10 | 10 10 10 | 10 10 0

**F6/A** **A5/E** **A5/E E(NOS)** **E5** **CM7sus4/BM7sus4FREE**

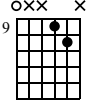
57 58 59 60

10 10 10 | 10 9 9 | 10 9 9 | 12 12 | 12 10 10 | 12 10 10 | 10 10 10 | 10 10 0

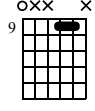
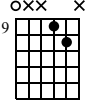
F6/E



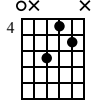
A5/E



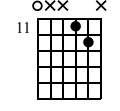
A5/E E(NOS)



E



Esus2



61

62

63

64

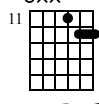
10 10 10 10 0

10 9 10 9 9 9

5 4 6 0

12 11 0

Esus2



Return to Verse with 1 more run-through (B,C,D,E,F)

65

66

12 12 11 0

(12) (12) (11) (0)